

Body maps and chakras

Google this

<http://ceciliabeltran.hubpages.com/hub/The-Anatomical-Proof-of-the-Existence-of-the-Chakras>

factual errors but interesting concept

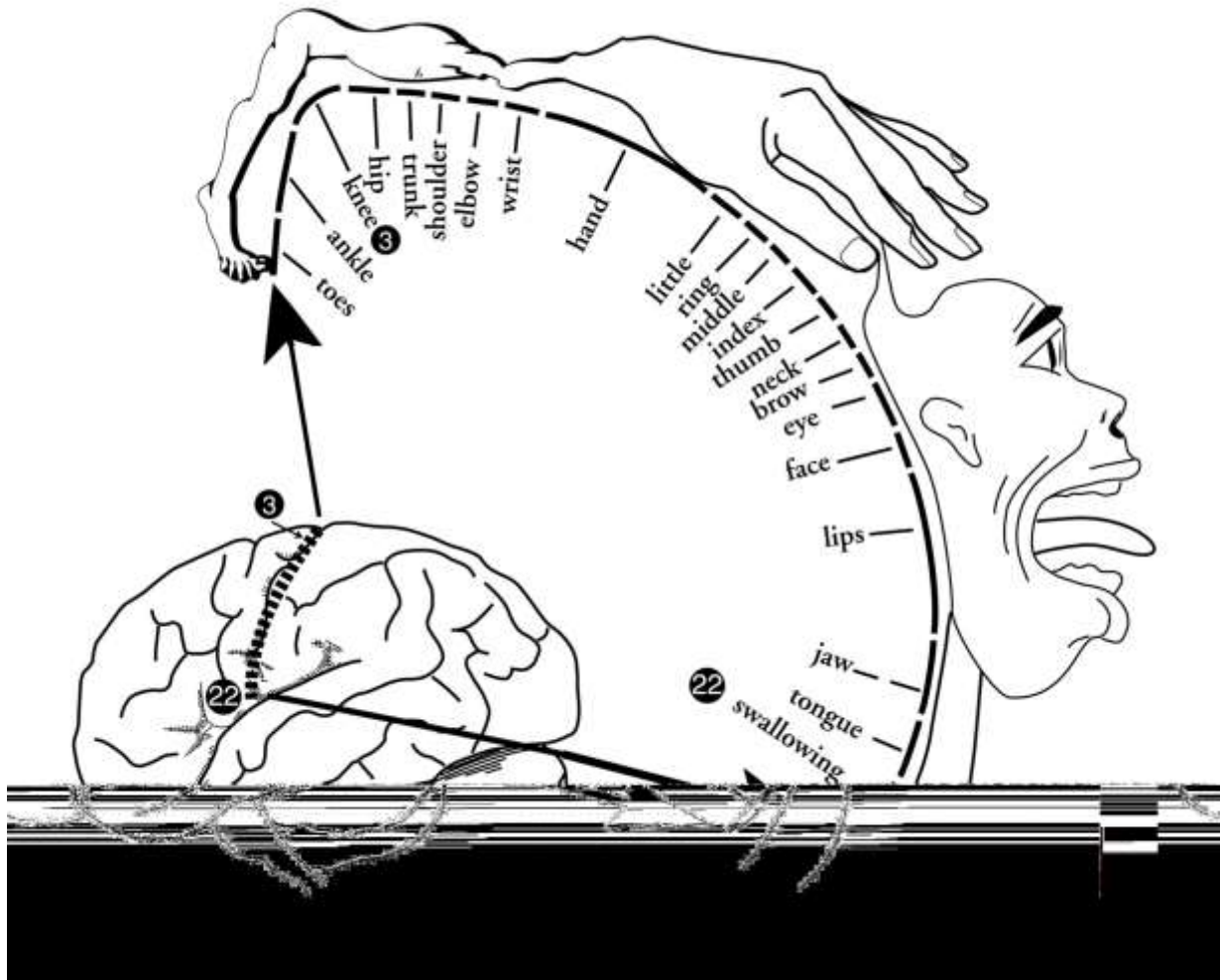
Many scientists will tell you that there is no scientific basis for the chakras. There are no actual “wheels of light” rotating inside our bodies. But the context of ancient language may have been classically misinterpreted. Wheels are round objects that circulate along a center. So it may be talking about “circulations” more than actual wheels. If this is so, it may be safe to interpret the chakras as seven circulations of vital activities within our body.

In 2007, Sandra and Mathew Blakeslee published a book entitled *The Body has a Mind of its Own*. In this book, they traced the history of “body maps” from the time of neuro-scientist Alfred Penfield. According to the book, Penfield successfully identified the functions of specific parts of the brain that run our bodies. He called this body map the humunculus which translates as “little man” in latin. The advancement of neuroscience has led to the discovery of more body maps within the brain. Now more than ever, we are seeing that the body is a mirror of the “the little man” on the top floor, the one inside the skull.

[Penfields “little man” is all scrambled up, and the chakras would not line up correctly]

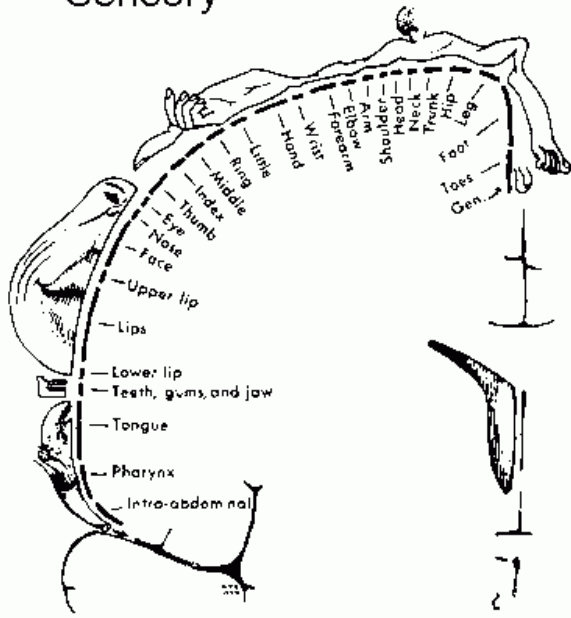
We now know which part of the brain thinks of certain things. The footprints of the psyche can be observed at work during brain scans. We now know which part of the brain lights up when we think of food, sex, religion or our next door neighbor.

If we were to overlay a diagram of the chakras on a the human brain we will find a surprising match. It is as though the chakras are running down a little man crouched in a fetal position inside our skulls. The amazing coincidence is, notonly are the parts of the brain consistent with the thought processes of the chakra groupings, they are also the exact anatomical equivalents of the human body.

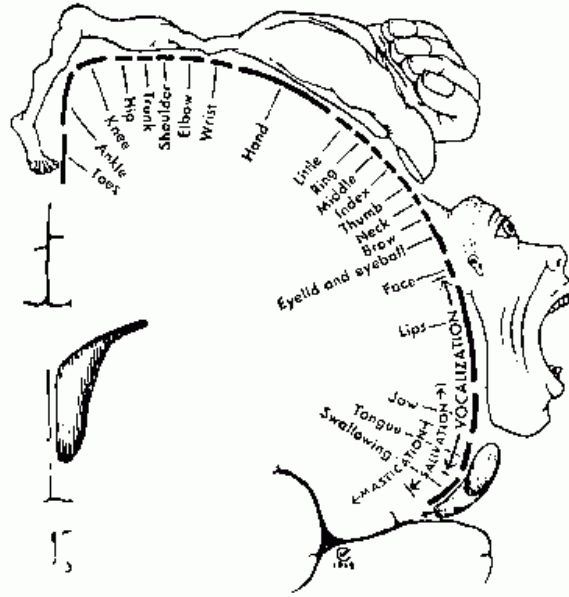


http://www.intropsych.com/ch02_human_nervous_system/homunculus.html

Sensory



Motor



(After W. Penfield and T. Rasmussen, 1950)

<http://instruct.uwo.ca/anatomy/530/530notes.htm>